



Family Peer Advocate Training & Credentialing

Family Peer Advocate Credential Overview

Agenda

- What is Family Peer Support?
- History of Family Peer Advocate Credential
- Credential Criteria and Requirements
- Parent Empowerment Training Program
- FPA Application and Helpful Tools
- Questions

What is Family Peer Support?



Family Peer Support Principles

Is Individualized

**Makes
Connections**

**Is Culturally
Responsive**

Builds Skills

**Increases
Knowledge**

Is Engaging

**Is
Solution-Oriented**

**Focuses on
Outcomes**

**Is
Strength-Based**

**Broadens
Horizons**

**Promotes
Advocacy**

**Is
Family-Driven**

Family Peer Support Services

- ❖ Formal and informal services and supports
- ❖ For families raising a child who is experiencing social, emotional, developmental and/or behavioral challenges
- ❖ Based on a structured, strength-based relationship
- ❖ Designed to support parents as they enhance their skills in order to promote positive youth functioning
- ❖ Provided by trained and credentialed Family Peer Advocates
- ❖ Provided individually or in a group
- ❖ Provided at home or in the community.



4 Elements of Family Peer Support Services

- ❖ Engagement, Bridging, and Transition Support
- ❖ Self-Advocacy, Self-Efficacy and Empowerment
- ❖ Community Connections and Natural Supports
- ❖ Parent Skills Development





Requirements

- 1 hour supervision per 40 hours of work

- A Family Peer Advocate with a minimum of 4 years experience providing FPSS who has been Credentialed for at least 1 year can supervise
- Access to clinical consultation as needed

OR

- A qualified mental health staff person with training in FPSS and the role of a FPA

As FPSS gains maturity, the goal is to transition to supervision by experienced, credentialed FPAs.



Family Peer Support: Supporting the Parent to Meet the Goals of their Child

Building Hope

System Navigation Skills

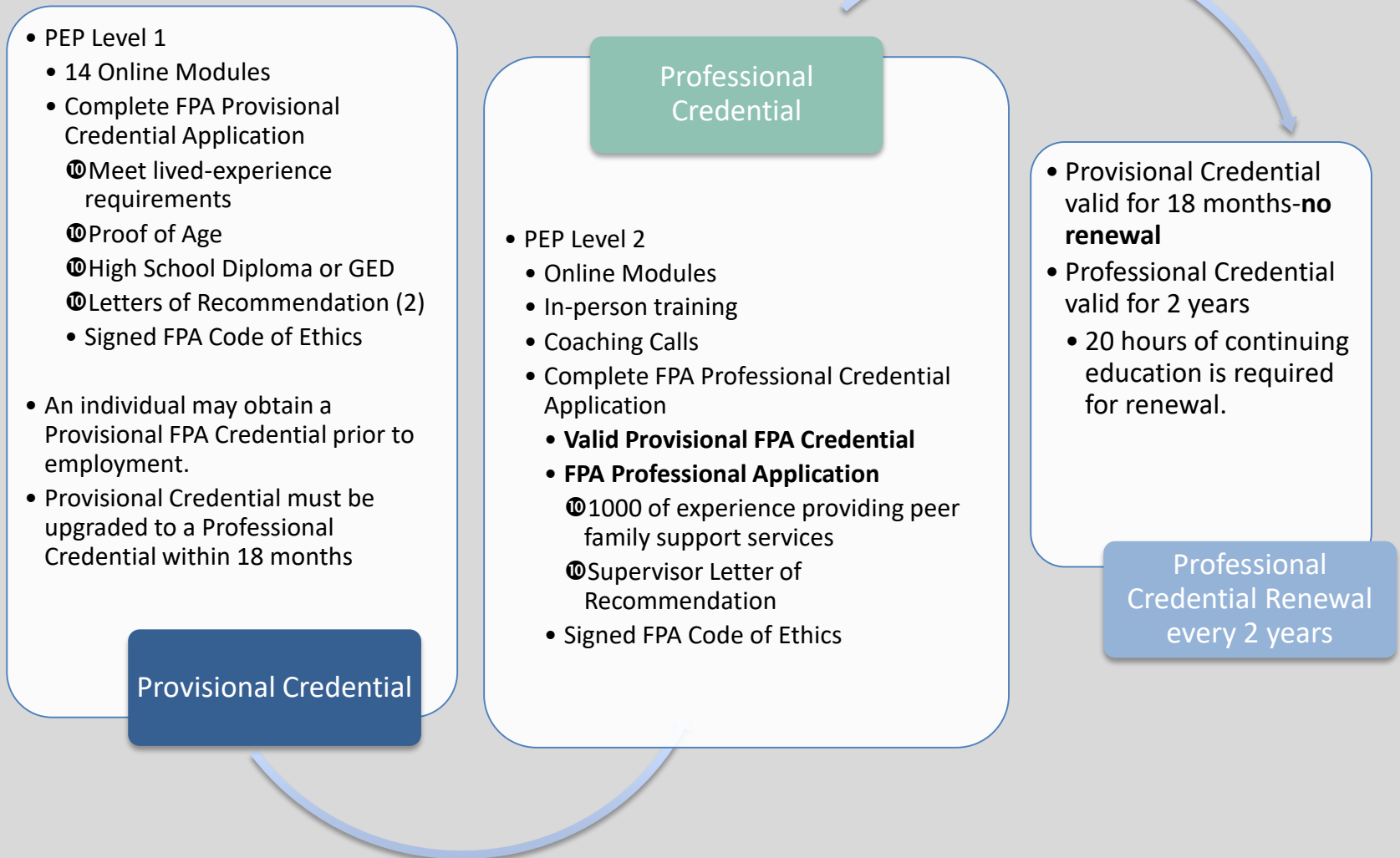
Increasing Self-Efficacy

Developing Natural Supports

Partnering with Providers

Engaging in Treatment

Training And Credential Overview

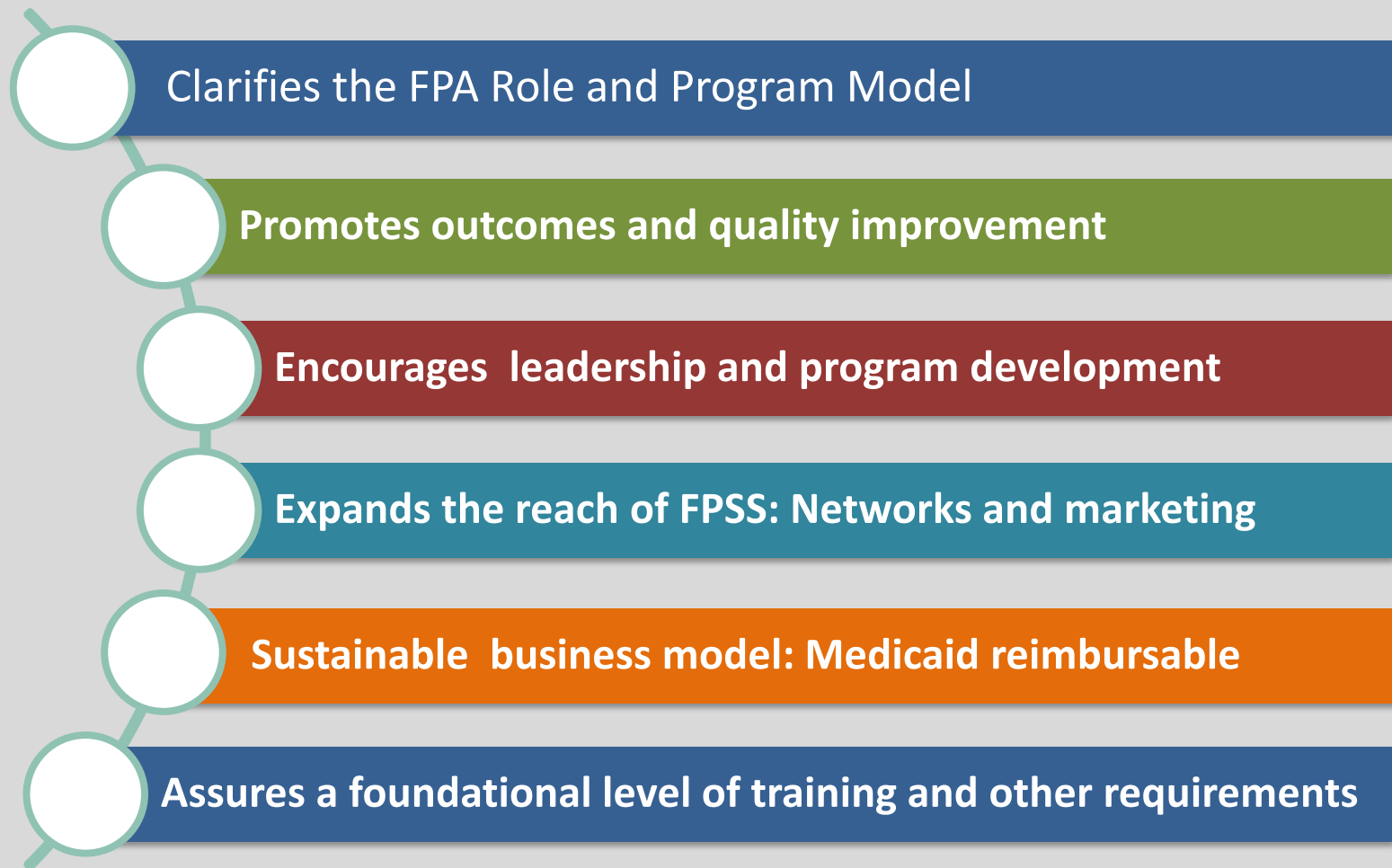




The Road to Credentialing

The Benefits of a Family Peer Advocate Credential:

Sustaining and growing Family Peer Support services





Family Peer Advocate Credential Eligibility and Requirements

Family Peer Advocate Credential Requirements

Provisional

Level 1 PEP Training

Age 18 or Older

High School Diploma or Equivalent

2 Letters of Recommendation

Written Statement of Lived Experience

Signed Code of Ethics

Valid for 18 months/not renewable

Professional

Level 2 PEP Training

Supervisor Letter of Recommendation

1000 Hours of Experience as a FPA

Signed Code of Ethics

Valid for 2 years

Renewal with 20 hours of Continuing
Education

Lived Experience Defined

The parent (biological/foster/adoptive) or primary caregiver of a child/youth, who has a significant social, emotional, developmental, medical, substance use and/or behavioral disability which manifested itself prior to age 21.



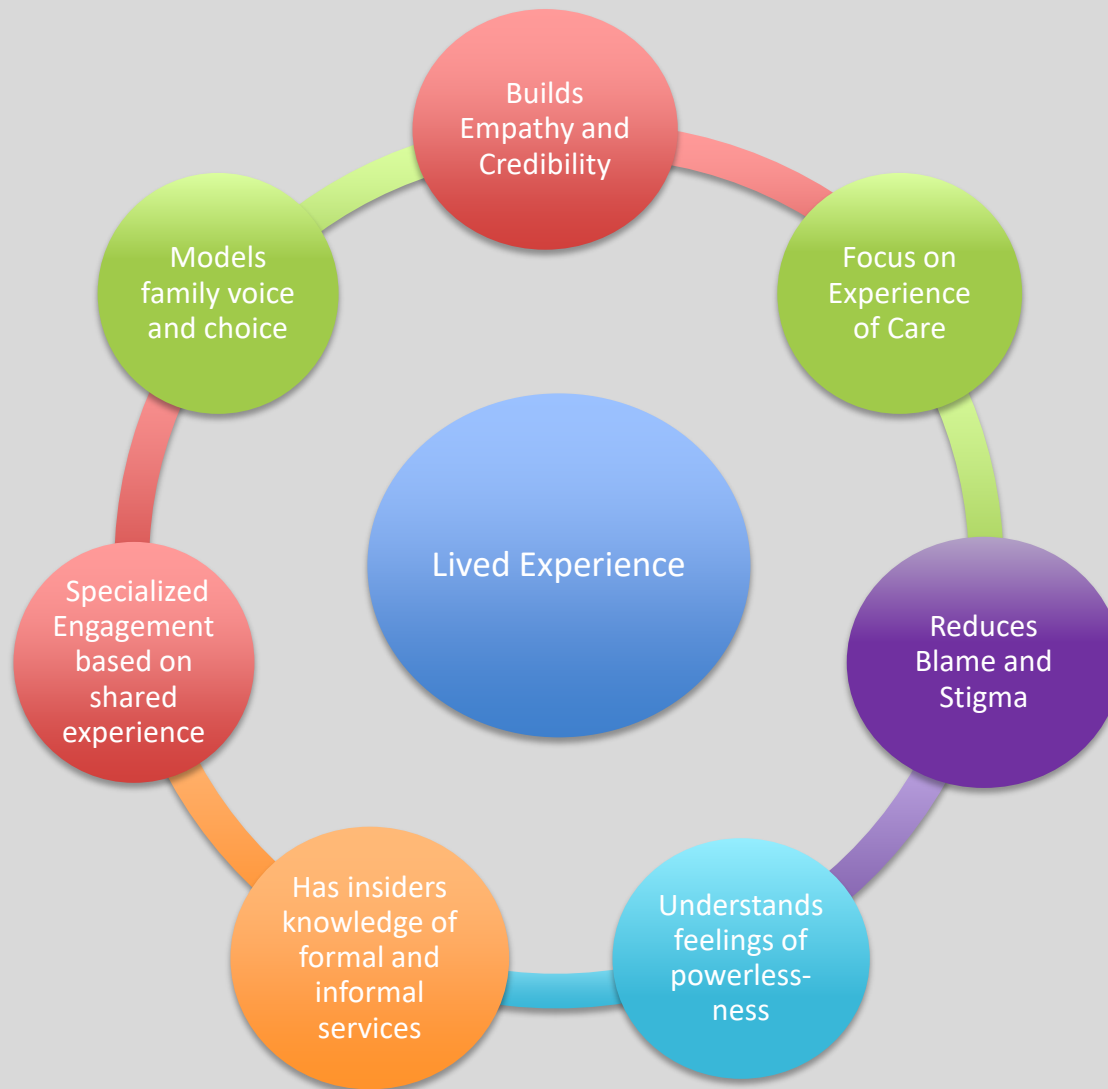
A parent or primary caregiver is the person who is primarily responsible for the day-to-day care of a child.

The broadness of this definition gives us the opportunity to be inclusive of non-traditional family arrangements.

***For this definition, Primary Caregiver does not include providers**



Lived Experience Circle of Support





Training for Family Peer Advocates





Parent Empowerment Program

NYS Family Peer Advocate Training

- Developed by researchers, clinical partners and family advocates
- Mandatory training for all Family Peer Advocates
- Based on statewide core competencies
- Evidence based
- Online modules, In-Person, Coaching Calls
 - Lessons...practice...and group learning



PEP Training Overview

PEP Level 1

- Online modules only
- Covers the core skills needed to begin work as an FPA
- Modules include many ways to learn: interviews, resources, tools, practice activities, reflections
- A short quiz at the end of each module.
- Completion of all Level 1 modules meets the training requirement for the **Provisional** Family Peer Advocate Credential.

PEP Level 2

- Both online and group learning
- Modules describe the Children's service system and focus on advanced skills
- Group learning includes a 2 day in-person training and a series of 1-hour coaching calls
- Completion of Level 2 meets the training requirement for the **Professional** Family Peer Advocate Credential

Parent Empowerment Program (PEP) Training: Online Modules

The image displays a collage of screenshots from various online training modules. The central focus is a large image with the text "Learning About Families: Exploring Strengths, Needs, and Culture" and the ctac logo. Surrounding this are several smaller screenshots:

- Engagement Strategies for Family Peer Advocates:** A slide with four numbered speech bubbles (01, 02, 03, 04) and the text "After completing this module, you will be able to:". Below the bubbles is a "Click above to reveal the learning objectives" instruction.
- Effective Communication Skills for Family Peer Advocates:** A slide titled "Demonstrating Good Listening" with a question: "What do we mean when we say someone is 'a good listener'?".
- Learning About Families: Exploring Strengths, Needs, and Culture:** A slide featuring a staircase diagram with five steps, each representing a different aspect of family exploration. The steps are: 1. Identify the family's strengths, 2. Identify the family's needs, 3. Identify the family's culture, 4. Identify the family's values, 5. Identify the family's beliefs.
- Embracing Each Family's Culture:** A slide titled "New York is a diverse state!" with a map of New York state filled with small photos of diverse people. Text includes: "Between 2005 and 2013 the state's immigrant population grew by 386,000 people" and "There are over 221,000 native people from 9 tribes around the country living in New York and the state is home to 9 tribal nations".
- Lived Experience:** A slide with a silhouette of a head containing colorful gears, representing cognitive processes or experiences.
- Sharing Strengths, Needs, and Culture:** A slide with a video player showing a woman speaking.



Family Peer Advocate Credential Application

The Family Peer Advocate Credential Applications

Full Application Packet

- Packet contains:
 - Application
 - Information for Applicants (FAQ)

Application Deconstructed

- Instructions
- Application checklist
- Application
- Code of Ethics
- Appendix



 **Family Peer Advocate Training & Credentialing**

Thank you for your interest in applying for the Family Peer Advocate Provisional Credential. We hope you share our excitement about this very important milestone in the history of family peer support in New York State!

Before you begin, we recommend you read the Information for FPA Credential Applicants FAQ located on the FTNYS website. This will help you determine if you are eligible to apply and give you a better understanding of the requirements and the process.

If you have any questions, please feel free to contact us at fpacredential@ftnys.org.

The FTNYS Workforce Development Team

Family Peer Advocate (FPA) Provisional Credential Application Instructions

General Instructions

- ✓ Before you begin filling out the application, review the requirements to be sure you are eligible to apply.
- ✓ Please use blue or black ink and PRINT neatly. The reviewers will be grateful for your help with this!
- ✓ Be sure you have the most current copy of the application packet.
- ✓ A copy of the application is on our website at www.ftnys.org.
- ✓ Please print your full name in every one of these boxes; it helps us if pages get separated.

Applicant's Full Name:

- ✓ Use the application checklist to be sure you complete every section and include all forms. Please do not submit your application until it is complete and has all the required signatures.
- ✓ **MAIL THE ORIGINAL TO FTNYS and KEEP A COMPLETE COPY FOR YOUR RECORDS.** We cannot be responsible for lost applications.
- ✓ **EVERYTHING NEEDS TO BE ONE-SIDED with no staples.**
- ✓ **If you are unable to replicate or otherwise insert documents, do not send original copies as a fee.**

FPA Provisional Application Checklist

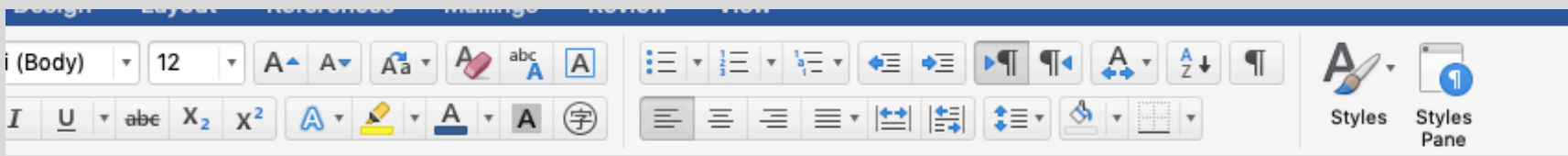
Please use this checklist to keep track of your progress completing the application. Please submit only complete applications.

✓	Section	Notes
	Read the FAQ: Information for FPA Applicants first	
	Contact Information	
	PEP Transcript or PEP Certificate of Completion	
	Proof of Age	
	Transcript/Diploma	
	Comparable Skills Form (only needed if the applicant has not completed high school or GED) **This option available to employed candidates only**	➤ Supervisor signature required
	List of Names of People Submitting Recommendations	
	Recommendation Form 1	➤ Applicant signature required ➤ Reference signature required
	Recommendation Letter 1 Letter submitted by reference	➤ Reference signature required
	Recommendation Form 2	➤ Applicant signature required ➤ Reference signature required
	Recommendation Letter 2 Letter submitted by reference	➤ Reference signature required
	Statement of Lived Experience Form	Include your name
	Typed Statement of Lived Experience	Include your name on the paper
	Signed Code of Ethics	➤ Applicant signature required
	Confidentiality Statement	➤ Applicant initials required
	Verification Signature	➤ Applicant signature required
	Make a copy for your records	DO THIS!
	Mail the original	➤ Check email for confirmation that it was received by FTNYS.

FPA Professional Application Checklist

Please use this checklist to keep track of your progress completing the application. Please submit only complete applications.

✓	Section	Notes
	Read the FAQ: Information for FPA Applicants first	
	Contact Information	
	PEP Certificate of Completion	
	Valid Provisional Family Peer Advocate Credential	
	Resume	
	Work Status and Employment Verification	
	Employment Verification Form (s)	➤ Supervisor signature required
	Job Description	
	Supervisor Recommendation Form	➤ Applicant signature required ➤ Supervisor signature required
	Supervisor Recommendation Letter submitted by reference (no form)	➤ Supervisor signature required
	Signed Code of Ethics	➤ Applicant signature required
	Confidentiality Statement	
	Verification Signature	➤ Applicant signature required
	Make a copy for your records	DO THIS!
	Mail the original	➤ Check email for confirmation that it was received by FTNYS.



Family Peer Advocate Training & Credentialing

Frequently Asked Questions

What is a Family Peer Advocate (FPA)?

Family Peer Advocates go by many names: Parent Partner, Family Mentor, Peer Partner, Family Support Provider, Family Advocate, Family Specialist, Family Advisor, etc. In naming this credential, we chose to highlight the fact that these individuals are peers who are in a unique position to draw on their personal experience to engage and inspire hope. The focus of their work is empowering family members to find their voice, acquire new skills, and learn how to plan and partner effectively on behalf of their child. In the course of their work, they are also practicing constructive advocacy at all levels, modeling and mentoring families in those same skills.

Family Peer Advocates (FPA) have ‘lived-experience’ navigating one or more of the systems that serve children and families. They are the parent (biological, foster, adoptive) or primary caregiver of a child/youth with significant social, emotional, developmental, medical, addiction and/or behavioral needs. They receive training to develop skills and strategies to empower and support other families. The core required training for this is the Parent Empowerment (PEP) training, but advocates receive a wide range of other training as well.

Family Peer Advocates provide family peer support services in a variety of settings including independent

Application Review Webinars

TRAININGS

Family Peer Advocate Provisional Credential Application Review

Date/Time


Friday, February 16, 2018

Institute(s)

Professional Development

Presenter(s)

Susan Burger, Geraldine Burton

**Overview**

This webinar will focus on the Family Peer Advocate (FPA) Provisional Credentialing process. You will learn about the history of the Credential and why having a Family Peer Advocate Credential is important for anyone entering field of Family Peer Support. We will review the requirements and eligibility criteria for an FPA credential, including a page-by-page review of the Provisional Application, including tips on how to complete each of the sections.

This webinar is Part 1 of a two part series on the Family Peer Advocate Credential Application process. Part 1 focuses on the Provisional Credential application. Part 2 focuses on the Professional Credential Application.

Keywords

family peer support, family peer advocate, credential

PRESENTATION SLIDES

RESOURCES

RESOURCES

RESOURCES

[Link to Family Peer Advocate Provisional Credential Pre-Recorded Webinar](#)
[Link to Family Peer Advocate Professional Credential Pre-Recorded Webinar](#)

Workforce Development

The Families Together Department of Workforce Development is committed to providing you with the most up to date information about Family Peer Support Services and the Family Peer Advocate Credential.

Parent Empowerment Program (PEP) Training

For more information about PEP Training [click here](#) for the PEP Training page.

Family Peer Advocate (FPA) Credential

For more information about the Family Peer Advocate (FPA) Credential [click here](#) for the FPA Credentialing page.

Family Needs & Strengths (FANS) Training

For more information about FANS Basic and Re-Certification Training [click here](#) for the FANS page.

Change of Information

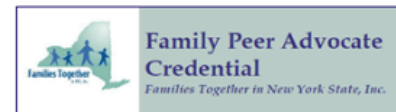
WORKFORCE DEVELOPMENT

Parent Empowerment Program
(PEP)

Family Peer Advocate Credential
(FPA)

Family Needs & Strengths (FANS)

Change of Information



[Link to Families Together in NYS Website Workforce Development Page](#)

Contacts

Contacts:

- Susan Burger: sburger@ftnys.org
- Families Together in New York State:
www.ftnys.org

Resources

Resources:

- FPA Credential Page:
<https://www.ftnys.org/training-credentialing>
- CTAC Website: www.ctacny.org
- Provider Manual:
https://www.health.ny.gov/health_care/medicaid/redesign/behavioral_health/children/docs/updated_spa_manual.pdf

Questions



END